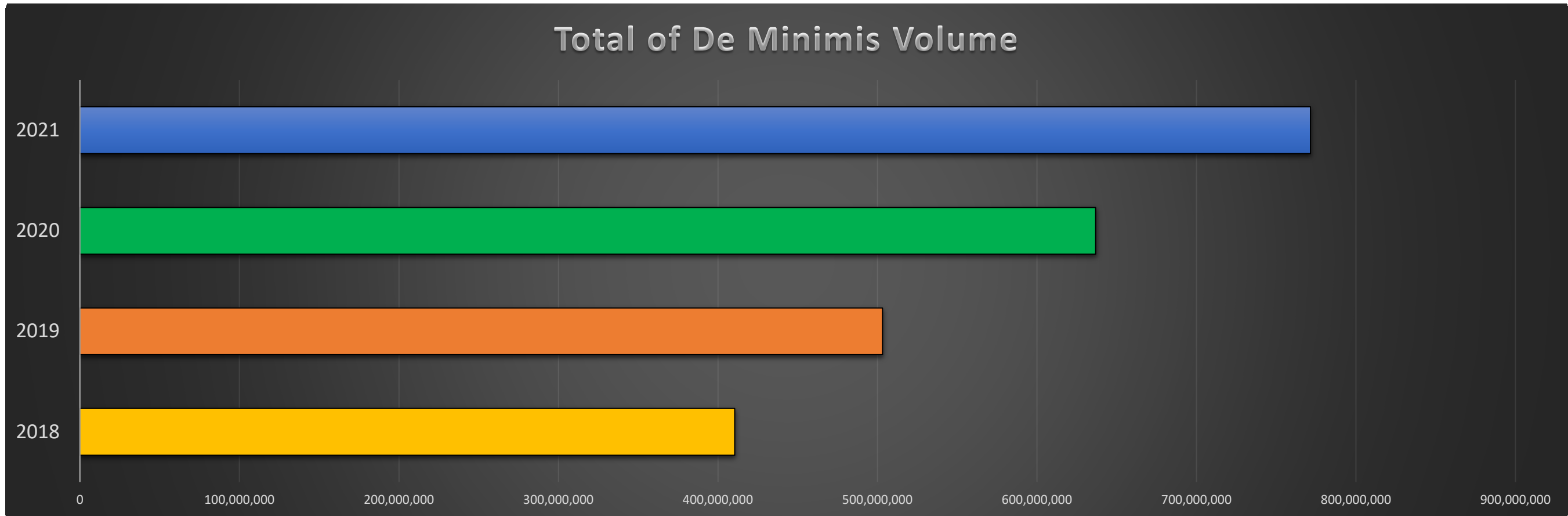
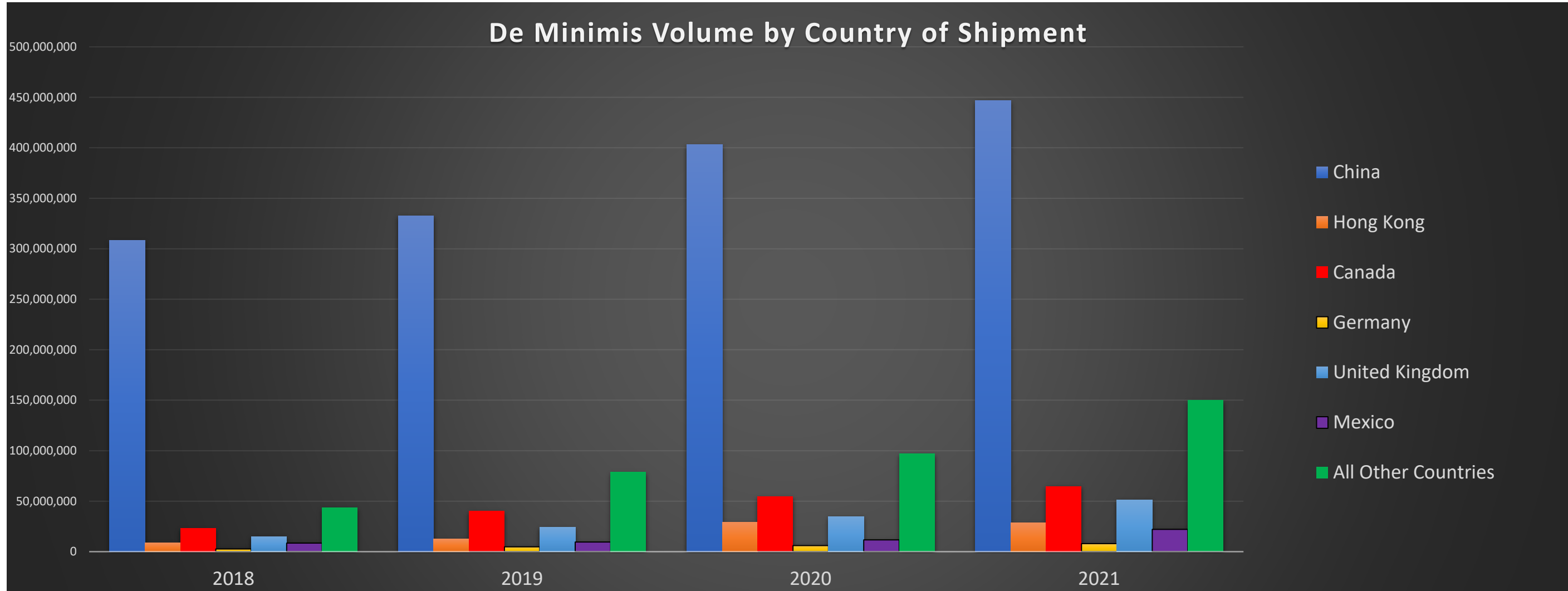


SECTION 321 DE MINIMIS SHIPMENTS FISCAL YEAR 2018 to 2021 STATISTICS





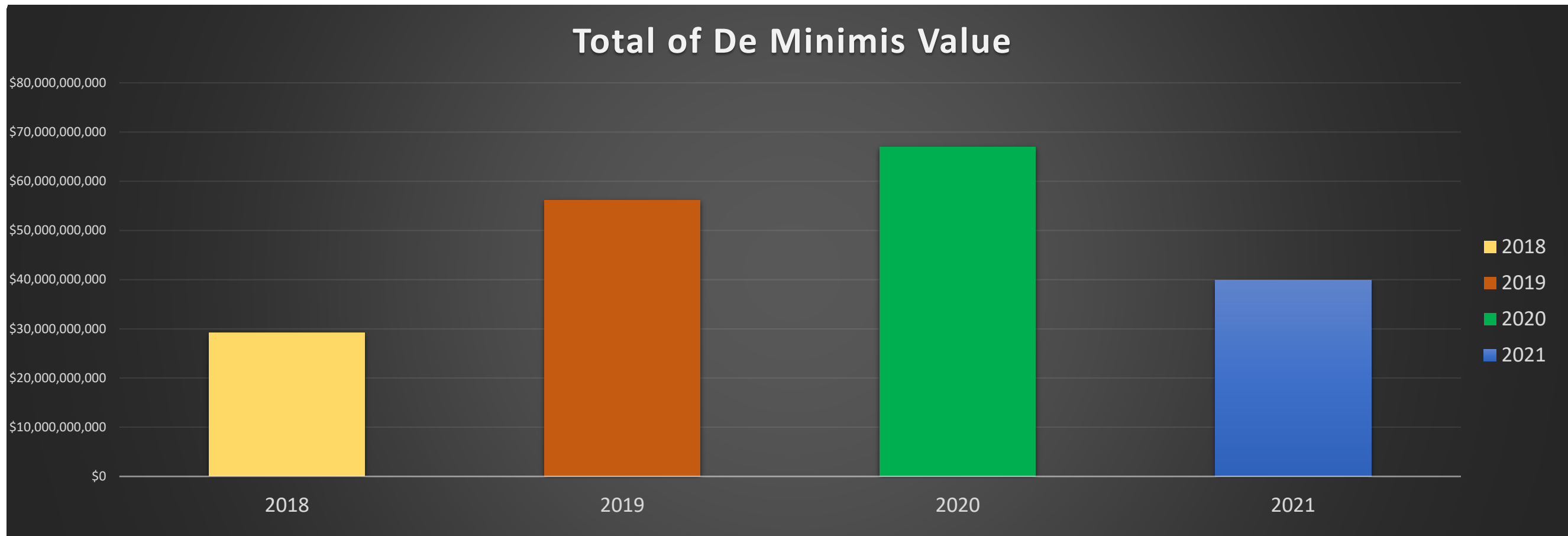
Fiscal Year	Volume
2018	410,551,603
2019	503,120,599
2020	636,744,478
2021	771,494,078
Grand Total:	2,321,910,758



Fiscal Year	China	Hong Kong	Canada	Germany	United Kingdom	Mexico	All Other
2018	308,292,001	8,919,731	23,330,774	2,588,796	15,017,700	8,427,984	43,771,956
2019	332,817,883	12,599,329	40,323,478	4,691,233	23,939,257	9,514,944	79,120,960
2020	403,235,880	29,370,658	54,600,050	6,001,101	34,819,115	11,600,480	97,035,970
2021	446,725,572	28,361,245	64,847,997	7,960,444	51,416,191	21,994,866	150,122,784
Grand Total:	1,491,071,336	79,250,963	183,102,299	21,241,574	125,192,263	51,538,274	370,051,670



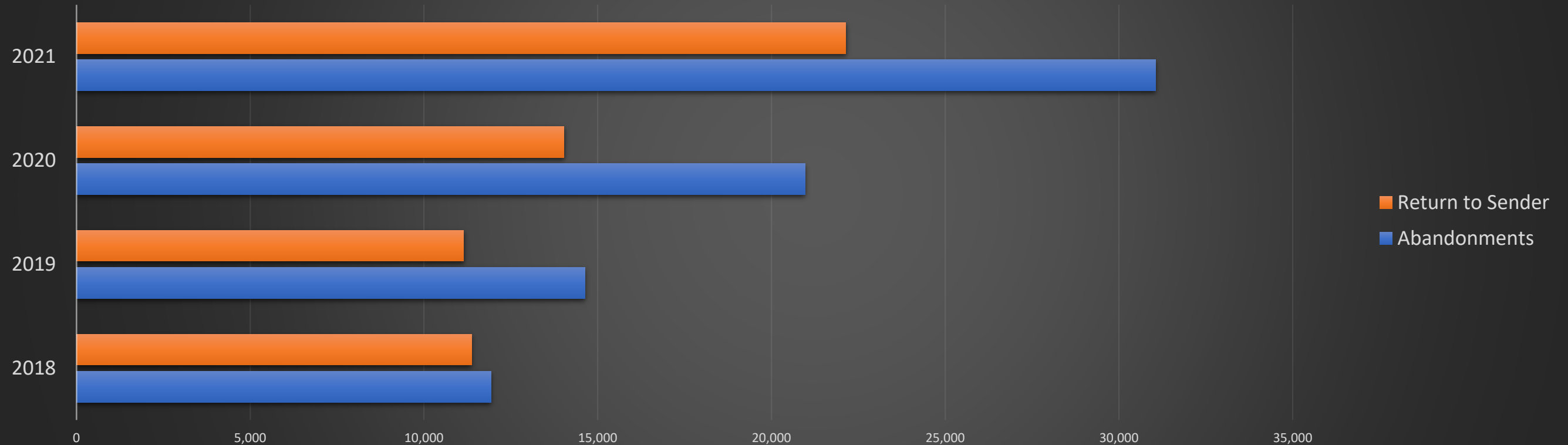
De Minimis Market Value



Fiscal Year	Value
2018	\$29,216,537,086
2019	\$56,237,740,629
2020	\$67,039,140,875
2021	\$39,876,651,152
Grand Total:	\$192,370,069,742



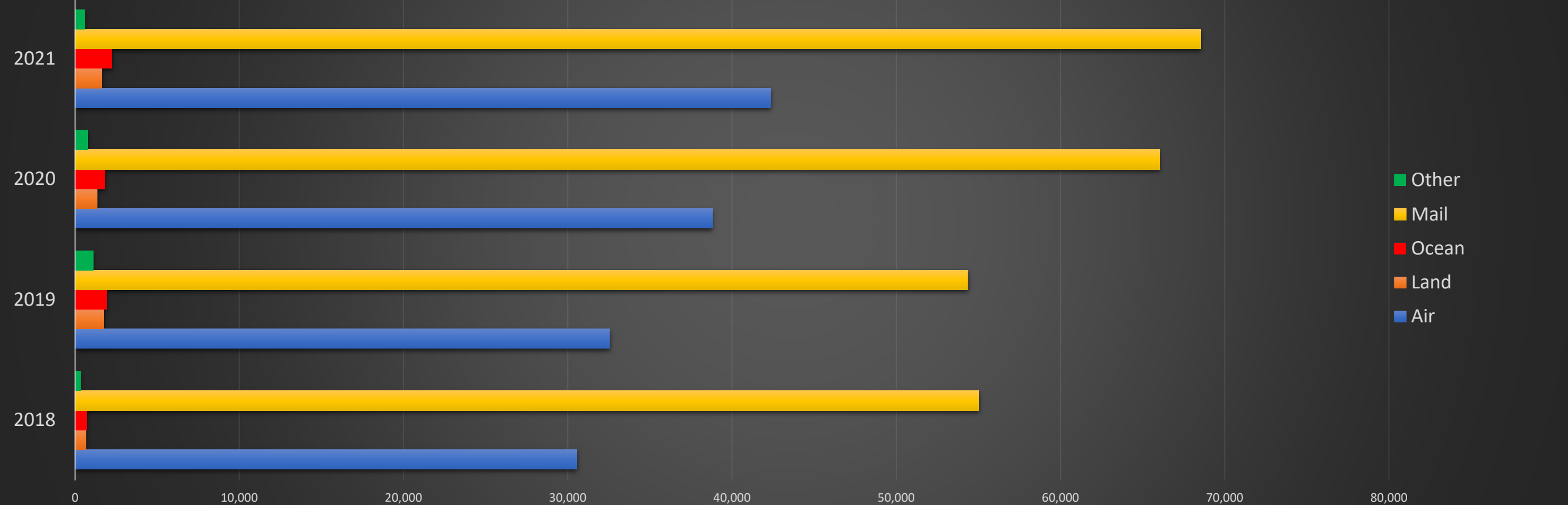
De Minimis Shipments Abandonment and Return to Sender



Fiscal Year	Abandonment	Return to Sender
2018	11,924	11,372
2019	14,633	11,142
2020	20,969	14,026
2021	31,049	22,138
Grand Total:	78,575	58,678



De Minimis Shipment Seizures by Mode of Transportation

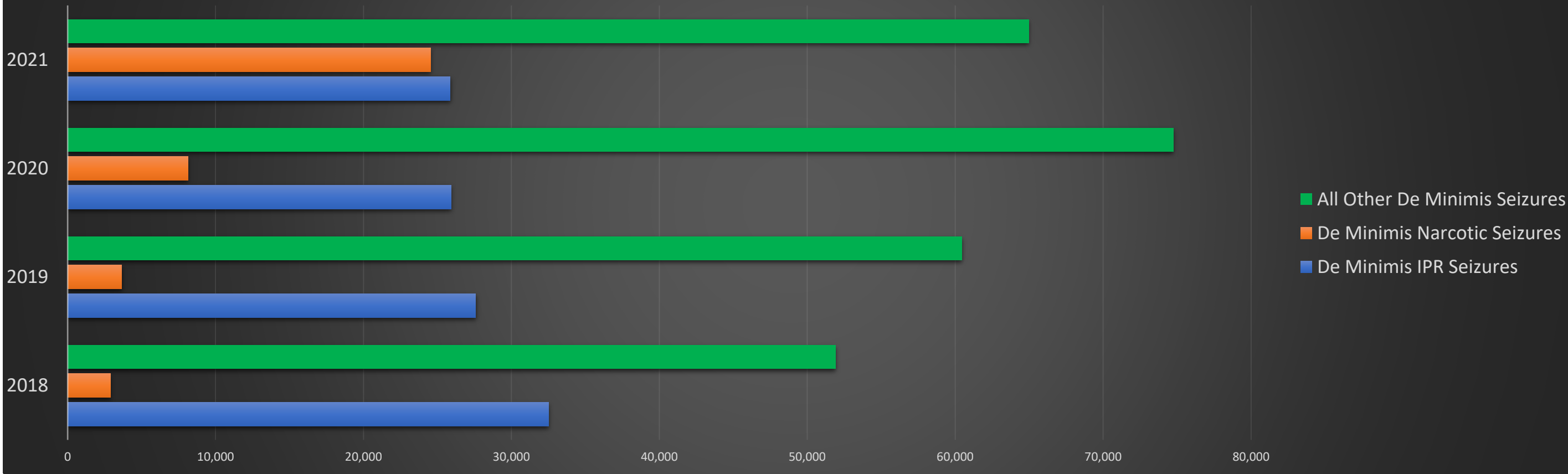


Fiscal Year	Air	Land	Ocean	Mail	Other
2018	30,546	677	706	55,023	339
2019	32,549	1,767	1,922	54,341	1,103
2020	38,806	1,353	1,837	66,024	775
2021	42,358	1,618	2,241	68,534	612
Grand Total:	144,259	5,415	6,706	243,922	2,829



De Minimis Shipment Seizures by Type

De Minimis Shipment Seizures by Type



Fiscal Year	IPR Seizures	Narcotic Seizures	All Other Seizures
2018	32,497	2,882	51,912
2019	27,570	3,656	60,456
2020	25,915	8,133	74,747
2021	25,867	24,527	64,969
Grand Total:	111,849	39,198	252,084